



LUBBOCK MONTEREY AMBUCS REFURBISHED AMTRYKE INVENTORY

Due to repercussions from the pandemic, we will not have new AMTRYKES in stock until later 2022 or early 2023. Because of the supply chain situation, AMTRYKES in this inventory pamphlet are refurbished to a near like-new condition.

Dated: 05/14/2022

The **AMTRYKE ADAPATIVE TRICYCLE PROGRAM** is about abilities, not disabilities. Our **goal** is to provide those who would benefit from our TRYKES with all the classic benefits of riding a bike: mobility, strength, exercise, coordination, interaction with family and friends, and just pure fun!

Nearly every rider can be successful, no matter their diagnosis, through our full line of highly adjustable trykes and myriad of adaptive accessories. For **physical therapist or occupational therapist**, the AMTRYKE will provide an age appropriate, safe, dynamic modality for improving balance, range of motion, coordination and muscular strengthening. For **parents**, the AMTRYKE fills the need of every child to have a bike—just like their siblings and friends. Our TRYKES are designed to look like bikes, not medical equipment, and to be age appropriate. We have been able to adapt our AMTRYKES for children as young as 18 months to adults and Veterans, by addressing their special needs.

The Lubbock Monterey Chapter of AMBUCS is able to offer these AMTRYKES free to a qualified recipient, because of local sponsors, a grant from **The Community Foundation of West Texas**, and **AMBUCS' Fundraising**. Originally, **The Community Foundation of West Texas** grant was for the purchasing of new AMTRYKES; however, due to the supply chain interruptions, we were unable to purchase and provide delivery of new AMTRYKES. To solve this problem, **Lubbock Monterey Chapter of AMBUCS** started a program to refurbish used AMTRYKES to near like-new condition. With the help from **The Community Foundation of West Texas** in their allowing us to use the grant money for repairs to refurbish AMTRYKES, we are able to provide a great inventory to offer to qualified recipients in the Lubbock and surrounding South Plains areas.

We are so grateful for **The Community Foundation of West Texas** understanding and giving us the flexibility needed for a win-win opportunity. For further information on **The Community Foundation of West Texas**, please visit their website: www.cfwtx.org. For further information on the **Lubbock Monterey Chapter of AMBUCS**, please visit our website: montereyambucs.org.

“We are all CAPABLE, we just roll a different way!”



#8 EE 006220 HFC FOOT This unit is for a younger child. The TRYKE has plastic wheels, and pedals with metal heel cups. The seat and back are the Snappy seat system with an older style head rest. This unit is for the child who has good body support (does not need side supports), but may need a back head support. It comes with a push bar.

Leg length: 15-21 inches
Arm length: 13-17 inches
Height: 26-40 inches
Max Weight: 55 lbs.



#18 AM-9S Hand and FOOT This unit is for a younger child. The TRYKE has plastic wheels, a purple front fender, a purple bucket seat, and metal heel cups mounted to plastic pedals. It is equipped with a rear push bar.

Leg length: 15-21 inches
Arm length: 13-17 inches
Height: 26-40 inches
Max Weight: 55 lbs.



#1 AM-10 / 50-HFC-0105 HAND AND FOOT This unit is for a younger child who needs extra help pedaling as it is equipped with a pedal cord, and a rear push bar. The TRYKE has a blue plastic bucket seat and plastic mag style wheels with non-pneumatic rubber tires.

Leg length: 15-21 inches
Arm length: 13-17 inches
Height: 26-40 inches
Max Weight: 55 lbs.



#19 AM-9S-HFC HAND AND FOOT This unit is for a younger child. This TRYKE has plastic wheels, a purple front fender, a purple bucket seat, and plastic pedals. This TRYKE doesn't have a rear push bar.

Leg length: 15-21 inches
Arm length: 13-17 inches
Height: 26-40 inches
Max Weight: 55 lbs.



#21 AM-9S-HFC / EE-00648 HAND AND FOOT This unit is for a younger child. This TRYKE has a purple fender and yellow plastic pedals. It has a Snappy style notched seat and tall contoured seat back. It has the body side arms for upper body stabilization positioning.

Leg length: 15-21 inches
Arm length: 13-17 inches
Height: 26-40 inches
Max Weight: 55 lbs.



#20 AM-9S-HFC / EE-004696 HAND AND FOOT This unit is for a younger child. This TRYKE has a purple fender and plastic pedals and metal heel cups with $\frac{3}{4}$ inch extension. It has a Snappy style notched seat and tall contoured seat back.

Leg length: 15-21 inches
Arm length: 13-17 inches
Height: 26-40 inches
Max Weight: 55 lbs



#2 AM-12S* / 50-HFC-0110* HAND AND FOOT This unit is for an older or larger child or teen. This TRYKE has a saddle seat. The seat back handle is equipped with a padded back, head and side supports. Pedals are weighted with plastic heel cups and has rear steering with padded hand grip. This TRYKE has side upper body supports and is beneficial for a child or teen who needs additional upper body stabilization positioning.

Leg Length: 19-24 inches
Arm length: 15-20 inches
Heights: 26-40 inches
Max weight: 150 lbs.



#3 AM-12S* / 50-HFC-0110* HAND AND FOOT This unit is for an older or larger child or teen. This TRYKE has a saddle seat with a wide gray plastic seat back with straps, metal cup pedals and a rear push bar. This TRYKE is beneficial for a child who has stable body support, (does not need side supports), but may need supervision when it comes to guiding the TRYKE.

Leg Length: 19-24 inches
Arm length: 15-20 inches
Heights: 26-40 inches
Max weight: 150 lbs.



**#15 AM-12 / 50-HFC-0110
HAND AND FOOT** This unit is for an older child. This TRYKE has a notched seat cushion and a wide gray plastic back with straps. Equipped with weighted metal heel cup pedals, and a rear left hand parking brake.

**Leg length: 21-29 inches
Arm length: 14-23 inches
Height: 26-47 inches
Max weight 150 lbs.**



**#14 AM-12 / 50-HFC-0210
HAND AND FOOT** This unit is for an older child/teen. This TRYKE has a Pommel seat with a small seat back. It has weighted metal heel cup pedals and rear steering for the child who needs steering assistance.

**Leg length: 21-29 inches
Arm length: 14-23 inches
Height: 26-47 inches
Max weight 150 lbs.**



**#17 AM-12 / 50-HFC-0210
HAND AND FOOT** This is for an older child/teen. This TRYKE has a saddle seat with a wide gray plastic seat back with straps. It has weighted metal heel cup pedals.

**Leg length: 21-29 inches
Arm length: 14-23 inches
Height: 26-47 inches
Max weight 150 lbs.**



**#6 AM-12 / 50-HFC-0210*
HAND AND FOOT** This unit is for an older child/teen. This TRYKE has a saddle seat with a padded seat back handle. It has rear steering and full-length adjustable metal pedal heel cups.

**Leg length: 21-29 inches
Arm length: 14-23 inches
Height: 26-47 inches
Max weight 150 lbs.**




**#27 AM-12/ 50-HCF-0210
HAND AND FOOT** This unit is for a small to medium size child. This TRYKE has a saddle seat with a padded back. It has rear steering and full-length adjustable metal pedal heel cups.

**Leg length: 21-29 inches
Arm length: 14-23 inches
Height: 26-47 inches
Max weight 150 lbs.**




**#4 AM-16 / 50-HFC-0411
HAND AND FOOT** This unit is for an older child/teen with good upper body support, but may have weakness in their arms. This TRYKE has an arm pedal for arm strengthening. It has a saddle seat with a wide gray plastic seat back with straps.

**Leg length: 21-29 inches
Arm length: 14-23 inches
Height: 26-47 inches
Max weight 150 lbs.**



**#25 AM-16 / 50-HFC-0411
HAND PROPELLED ONLY.** This unit is for an older child/teen. It is equipped with a tractor seat and a high seat back with side supports. It does not have the wooden foot platform. It does not support rear steering or have a rear push bar.

**Leg length: 21-29 inches
Arm length: 14-23 inches
Height: 26-47 inches
Max weight 150 lbs.**



#16 50-FC-0150 FOOT This unit is for an older child with good body support. This TRYKE has a notched seat cushion with the Snappy adjustable pitch seat back with a headrest. The TRYKE has a front pull bar and plastic heel cups mounted on standard pedals with pedal cord to assist in pedaling and pedal coordination. The handle-bars are straight with a slight curve near each hand grip.

**Leg length: 21-29 inches
Arm length: 14-23 inches
Height: 26-47 inches
Max weight 150 lbs.**



#5 Proseries 50-FC-1412 This unit is for an older child. This TRYKE has a saddle seat and arched padded back. Equipped with rear steering with brake control to the front wheel. Has metal heel cup pedals and a non-telescoping padded closed loop handlebar. It has an expanded light duty metal basket.

Leg length: 23-28 inches
Arm Length: 16-24 inches
Height: 36-42 inches
Max weight: 125 lbs.



#10 Proseries 50-FC-1416 FOOT This unit is for a teen or adult. This TRYKE has a tractor seat and high-rise handlebars with a front hand brake and a 3 speed HUB with a coaster brake. The pedals are flat plastic. Also has a light duty wire basket.

Leg length: 26-32 inches
Arm length: 16-24 inches
Height: 41-60 inches
Max weight 175 lbs.



#11 50-FC-1416* This unit is for a teen or adult. It resembles the Proseries trykes, except it has a smaller frame that resembles a 1020 frame with 16 inch wheels. It has a moveable seat, pedal systems frame mounting brackets, a small saddle seat and a 1400 series non-telescoping closed loop handlebar. The seat back handle is equipped with a hand brake to the front wheel. The pedals have adjustable heel cups, and a light duty rear wire basket.

Leg length: 26-32 inches
Arm length: 16-24 inches
Height: 41-60 inches
Max weight: 175 lbs.



#9 Proseries 1416 50-FC-1416 This unit is for a teen or adult. It has a gray plastic bucket seat with straps, full adjustable metal pedal heel cups and a pedal levelling cord. It has a telescoping padded close loop handlebar with front brake control. There is a light duty rear wire basket.

Leg length: 26-32 inches
Arm length: 16-24 inches
Height: 41-60 inches
Max weight: 175 lbs.



#12 50-FC-1416* This unit is for a teen or adult. It resembles the Proseries, except it has a smaller frame that resembles a 1020 frame with 16 inch wheels. It has a moveable seat, a pedal systems frame mounting brackets, a saddle seat with a sloping back handle frame, side supports, and an H-harness. It is equipped with full length adjust-able metal heel cup pedals with a levelling cord. It has a telescoping padded closed loop telescoping handlebar. The front fork will not support a brake system. There is a rear light duty expanded metal basket.

Leg length: 26-32 inches
Arm length: 16-24 inches
Height: 41-60 inches
Max weight: 175 lbs.



#26 Proseries 1416 / 50-FC-1416 This unit is for a teen or adult. This TRYKE has a saddle seat and a padded back and side supports. It has a telescoping padded closed loop handlebar with front brake control. It has a rear seat handle to assist the rider. It has a rear light duty wire basket.

Leg length: 26-32 inches
Arm length: 16-24 inches
Height: 41-60 inches
Max weight: 175 lbs.



#13 50-FC-1020* This unit is for a teen or adult. It has a small gray plastic bucket seat. It has a telescoping padded closed loop handlebar with a front brake control and full-length adjustable metal heel cup pedals with a levelling cord. It has a rear light duty expanded metal basket.

Leg length: 26-32 inches
Arm length: 16-24 inches
Height: 41-50 inches
Max weight: 175 lbs.



#7 Proseries 1420 / 50-FC-1420 This unit is for a teen or adult. This TRYKE has a tractor seat and seat back handle with a padded back and side supports. It is equipped with metal pedal heel cups, and pedal cords for those who may need assistance in pedaling. It has a telescoping padded close loop handlebar with a front hand brake. This TRYKE has side upper body supports for a teen or adult who needs additional posture assistance. It has a rear light duty wire basket.

Leg length: 29-35 inches
Arm length: 20-30 inches
Height: 44-68 inches
Max weight: 250 lbs.



#22 Proseries 1420 / 50-FC-1420

This unit is for a teen or adult. This TRYKE has a bench seat and upper body supports. It has full adjustable heel cup pedals, a telescoping closed loop handlebar and a rear seat handle to assist the rider. It has a rear light duty wire basket.

Leg length: 29-35 inches
Arm length: 20-30 inches
Height: 44-68 inches
Max weight: 250 lbs.



#23 Proseries 1420 / 50-FC-1420

This unit is for a teen or adult. This TRYKE has a tractor seat and side supports with a rear handle. It has typical pedals and a telescoping closed handlebar with front control. It has a heavy-duty wire basket at the rear of the TRYKE.

Leg length: 29-35 inches
Arm length: 20-30 inches
Height: 44-68 inches
Max weight: 250 lbs.



#24 Proseries 1420 / 50-FC-1420-XL

This unit is for a teen or adult. This TRYKE has a large wheelchair seat with 90-degree foldable arm rests. It has flat plastic pedals with straps and a telescoping closed handlebar with front brake control. It has a heavy-duty wire basket at the rear of the TRYKE.

Leg length: 29-35 inches
Arm length: 20-30 inches
Height: 44-68 inches
Max weight: 250 lbs.

INSTRUCTIONS FOR OTs/PTs

First, thank you for considering a referral to the Lubbock Monterey Chapter of AMBUCS. This packet should have everything you need; however, if you have questions, please contact: ***Hugh Lankford, 806-786-3568 or Jim Anderson, 806-790-8878.***

We are currently limited to the AMTRYKES in this inventory list; therefore, it is first come, first serve. The inventory list contains refurbished nearly like new AMTRYKES. The forms you need are further down and in a chart format. You will need to obtain your forms through the links and print them out. We suggest you either print two copies or make a copy of your blank forms so you can have a back-up blank copy should you need one.

After you have your measurements, go to the ***AMTRYKE SIZING CHART*** located on following page. This will help you select which AMTRYKE best fits your referral's needs. Once you have selected the AMTRYKE best fitting your referral's need, go to inventory list and see if there is a match or one that closely matches. Because the current inventory contains refurbished AMTRYKES, not all models on the AMTRYKE SIZING CHART may correlate to the inventory. In that case please contact: ***Hugh Lankford, 806-786-3568 or Jim Anderson, 806-790-8878*** and they will help you in this process.

Once you have a match, you will want to put that AMTRYKE on "HOLD". Call Hugh Lankford to see if that AMTRYKE is still available. If it is available, give Hugh your referral's name, your name, OT or PT designation, and your cell number. By doing this, that particular AMTRYKE is placed on hold. Now complete your referral's application. For application forms, please go to ***AMTRYKE APPLICATION CHART***. The AMTRYKE APPLICATION CHART FOLLOWS the AMTRYKE SIZING CHART.

Call Hugh or Jim, to let them know your forms are ready to be checked. They will send someone from LUBBOCK MONTEREY AMBUCS AMTRYKE TEAM to come to your place and look over the application. Once we have a completed application, processing will start and your referral is on his or her way in receiving their very own AMTRYKE!!

Amtryke Sizing Chart

TRYKE TYPE (How will the tryke be propelled?)	RIDER LEG LENGTH (Inches from center of hip to bottom of shoe.)	RIDER ARM LENGTH (Inches from middle of shoulder to center of digit crease.)	MODEL	RIDER WEIGHT (Pounds)	RIDER MAX HEIGHT (Inches)	TRYKE WEIGHT (Pounds)	WHEEL SIZE (Inches)	TRYKE HEIGHT (Inches)	TRYKE LENGTH (Inches)	TRYKE WIDTH (Inches)
Hand & Foot	15-21	13-17	AM-10	55	40	45	10	24	38	21
	19-24	15-20	AM-12S	150	40	45	12	27	38	24
	21-29	14-23	AM-12	150	47	45	12	36	60	32
	24-36	18-27	AM-16	175	66	55	16	36	68	33
	32-46	18-30	AM-20	250	74	80	20	45	72	32
Foot	15-21	12-20	1410	55	40	45	10	24	38	21
	23-28	16-24	1412	125	42	72	12	13	43	27
	26-32	16-24	1416	175	60	74	16	49	58	30
	29-35	20-30	1420	250	68	74	20	50	64	30
	30-45	22-34	1420XL	275	76	89	20	43	72	29
	30-41	20-28	JT-2000/ JT2300USS	250	74	80	20	48	72	32
	36-45	17-29	TP-3000	300	75	47	20	33	63-70	33
Hand	up to 37	19-30	1020	250	67	74	20	41	69	30
	up to 41	22-26	1024	250	72	85	24	45	75	32
	up to 41	22-26	HP-1000	250	74	83	Front 16 Rear 20	45	72	32
All trykes in the Hand & Foot section can be converted to Hand trykes – except the AM-20.										

A Center of Shoulder


B Center of Elbow

C Center of Digit Crease

D Center of Hip (greater trochanter)

E Center of Knee

F Bottom of Foot



RIDER'S MEASUREMENTS

Arm Measurements (inches) Total Length

Left A to B + B to C = _____

Right A to B + B to C = _____

Trunk A to D = _____

Leg Measurements (inches) Total Length

Left D to E + E to F = _____

Right D to E + E to F = _____

HELMET SIZING

Sizes Head Circumference Inches

Toddler (XS) 17.7" – 19.3"

Child (S) 20.5" – 21.7"

Youth (L) 20.9" – 22.4"


Adult (XL) 22.4" – 23.6"

Updated 08/05/2020

PLEASE NOTE: Because our inventory consists of refurbished TYRKES, some of the models may not be on the current AMTRYKE SIZING CHART. Please call **Hugh Lankford, 806-786-3568** or **Jim Anderson, 806-790-8878** for assistance.

AMTRYKE APPLICATION CHART

LINKS TO FORMS

Toddler, Child, Teen, Adult Forms Non-Veteran	Veteran Forms
<u>REQUEST AND WAIVER FORM</u> (Required)	<u>Complete Veteran Forms Packet</u> (Above link contains all forms) Required from this packet : <ul style="list-style-type: none"> • Request and Waiver From • Assessment • Then Select the appropriate AMTRYKE form: (Hand, Foot, or Hand and Foot Propelled)
<u>ASSESSMENT FORM</u> (Required)	
SELECTION FORMS – You will only need to choose <u>one</u> of the following. <u>Hand Propelled AMTRYKE FORM</u> <u>Foot Propelled AMTRYKE FORM</u> <u>Hand and Foot Propelled AMTRYKE FORM</u>	

PLEASE NOTE: Because our inventory list consists of refurbished TRYKES, some of the models may not be on the APPLICATION FORMS. You may need to write in your information on the application form by using the picture # followed by the model on the inventory list (i.e.: #8 EE 006220 HFC FOOT). Have questions? Please call **Hugh Lankford, 806-786-3568 or Jim Anderson, 806-790-8878** they will be happy to assist.